




BUILDING TENNESSEE'S FUTURE WORKFORCE



TV Achieves
Changing Lives, Transforming Communities

2024 Annual Report

PREPARED

BUILDING TENNESSEE'S FUTURE WORKFORCE

SIXTEEN YEARS AGO, THE FOUNDERS OF KNOXACHIEVES JUMPED IN WITH BOTH FEET. At the time, mayors Mike Ragsdale and Bill Haslam opened doors. Businessmen Randy Boyd, Rich Ray and Tim Williams secured funding. And together, we created a mission-centered, business-minded nonprofit dedicated to serving students and moving the college access and completion needles. Knowing our founders meant we were destined for BIG impact, but I cannot imagine any of us ever dreamed our now decade-long statewide organization would soon **GRADUATE 50,000 COLLEGE STUDENTS** and serve as a vital cog in Tennessee's workforce development engine.

I often say tnAchieves' success lies in a simple but magical equation. First, we listen to our students. What are they telling us they need to find success? Then, we add data. Are we moving the needle for ALL students, and if not, where are our gaps? Following this, we ask ourselves if tnAchieves is uniquely positioned to construct a program that BOTH serves students and drives impact. If the answer is yes, then we work to imagine, build, constantly refine and measure programs designed specifically to increase Tennessee's college going and college completion rates. Our end goal is to arm more students with the degrees and credentials necessary to launch high-quality careers with economic mobility.

We know our students are more **PREPARED** for the high-demand, high-wage jobs offered across Tennessee.

tnAchieves offers a comprehensive approach to building Tennessee's future workforce. It is often said but also true, "There are no silver bullets in education." It takes a multi-pronged approach to ensure our students enroll in the college (community, technical or four-year institution) that is the right fit and earn a workforce-aligned credential that serves them and their communities.

Our **VOLUNTEER MENTORS** matter. **COMPLETE** and **COMPLETE GRANTS** matter. Pilots like **KNOX ACCESS** and **TRANSFER** matter. **SUMMER PROGRAMS** matter.

IT ALL MATTERS.

Not only does it matter but it leads to increased college access and completion. And more importantly, it builds a more prepared Tennessee workforce.

I continue to be thankful for our partnerships across the state, our board and its vision, our students and families and the team I feel so grateful to work alongside every day. **SIXTEEN YEARS STRONG AND WE ARE JUST GETTING STARTED.**



Krissy
KRISSY DEALEJANDRO
President/CEO

Grateful always!

CONTENTS

1	A Note from Krissy
2	Graduates First, Always.
3	About
4	Scope
5-6	Impact
7	External Evaluation
8	TN Promise
9	COMPLETE Coaching
10	COMPLETE Grants
11	Access & Transfer
12	Summer Programs
13	Mentor Program
14	Financials
15-16	Success by County
17-18	Success by Institution

STUDENTS **Graduates** FIRST, ALWAYS.



46,886

COLLEGE GRADUATES



Oscar

Math Teacher | Motlow State Community College & Middle Tennessee State University

Graduating from college not only fulfilled the American dream for my parents but also set the stage for my pursuit of a master's degree in the coming years. Additionally, it positions me as a role model for first-generation students, showcasing the possibilities that education offers for upward advancement and success.

Zyrus

Welder | TCAT Knoxville (Anderson County Campus)

After graduation, I was able to land my dream job and achieve financial independence at the age of 19! Encouraged by my instructor, I won both 1st and 2nd place in Skills USA Welding competitions. The life I live today would have been just a dream had I not enrolled at TCAT. I am proudly working at UA Union 102 as a traveling welder.



Valerie

Registered Nurse | Austin Peay State University

I am now working as registered nurse in a hospital! Graduating from college allowed me achieve my goals and gave me access to my dream career.



ABOUT

THE MISSION OF TNACHIEVES IS TO ENHANCE POST-SECONDARY OPPORTUNITIES AND OUTCOMES BY PROVIDING HOLISTIC STUDENT SUPPORTS ROOTED IN COMMUNITY AND ACCOUNTABILITY.

HOLISTIC STUDENT SUPPORTS

Students First, Always. A key tnAchieves value, defines our programs and innovation. tnAchieves has developed wraparound student supports designed to ensure successful post-secondary enrollment and completion for all students.

ROOTED IN COMMUNITY

Community partners ensure that the tnAchieves goal of “serving students at scale” is realistic and attainable. Our network of advocates represents business and industry as well as local school systems and post-secondary institutions.

PRACTICING ACCOUNTABILITY

The thread binding our community-rooted, holistic student supports is accountability. tnAchieves is committed to using data as a tool to build, inform and execute efficient and effective programs. Through data partnerships across the state, we measure, adjust and rely on the magic that happens when student voice is coupled with data.

BOARD OF DIRECTORS



Randy Boyd

tnAchieves Board Chairman & President, University of Tennessee



Bill Haslam

49th Governor of Tennessee



Dr. Linda Martin

Interim Chancellor, University of Tennessee Southern



Mike Ragsdale

Partner, Tennessee Strategies, LLC



Tim Williams

Co-Founder & CEO, 21st Mortgage

SCOPE

As a partnering organization to the TN Promise scholarship, tnAchieves operates in **74 counties**, embedding in all **37 community and technical colleges** and operating alongside **432 high schools**. With a statewide scope, tnAchieves is able to build and execute student-focused programs that elevate outcomes for students and contribute to growing Tennessee's future workforce.



tnAchieves Serves...

90%

Tennessee High School Seniors

93%

TN Promise Applicants

88%

TN Community College Graduates

88%

of tnAchieves students represent **vulnerable student populations**. tnAchieves programs are aimed at eliminating gaps and ensuring all Tennessee students have an opportunity to access a gainful career.

34%

Rural Students

28%

Non-White Students of Color

51%

Economically Disadvantaged Students

52%

Academically At-Risk Students

35%

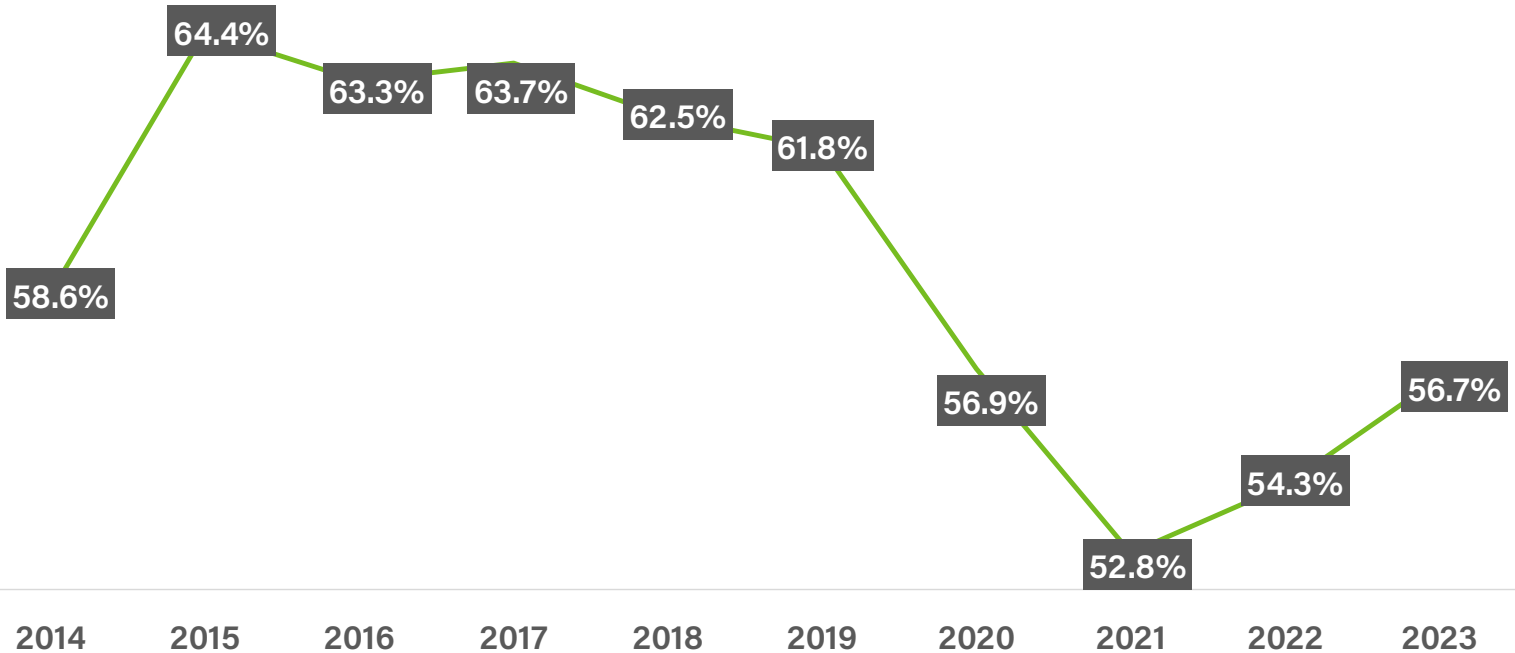
First-Generation Students

IMPACT: ACCESS

tnAchieves programs are designed to connect students with high-quality post-secondary opportunities that lead to gainful employment. As a partner in the development of Tennessee's talent pipeline, it is critical that programs are effectively supporting students to and through college.

TENNESSEE'S COLLEGE-GOING RATE

Tennessee's college-going rate represents the number of high school seniors pursuing college after graduation. With a statewide scope, tnAchieves uses the college-going rate as a measure of success for college access programs.



Spun into decline by the COVID-19 pandemic, Tennessee's college-going fell in 2020 and 2021. With a statewide scope and impact, tnAchieves has worked proactively to reverse declining enrollment trends by helping counties establish local college-going rate goals and hosting college-application blitzes.

COMMUNITY-BASED COLLEGE-GOING RATE GOALS



Increasing Knox County's College-Going Rate

70% by 2024 is an initiative to align Knox County Schools, local colleges and community partners behind the idea that college is for all.

More than 70 businesses and organizations pledged their support of this effort, inspiring the launch of Knox Access, a proactive college access coaching pilot in Knox County.



Increasing Roane County's College-Going Rate

70% by 2025 is a student-focused effort led by the Roane Alliance and the Roane County Executive meant to inspire students to pursue a high-quality post-secondary credential.

Local leaders work to educate and inform high school students about the many local post-secondary pathways available and redefine what it means to "go to college."

IMPACT: COMPLETION

Student retention and completion are measured to ensure tnAchieves programs continue to make progress in developing workforce-ready students.

CLASS OF...	ENROLLED*	GRADUATED**
2009	267	140
2010	345	175
2011	492	247
2012	2,045	907
2013	2,533	1,078
2014	2,755	1,403
2015	15,653	7,122
2016	15,742	7,361
2017	16,617	7,707
2018	16,675	6,084
2019	17,493	6,268
2020	16,734	5,995
2021	14,441	1,313
2022	13,802	1,086
2023	13,919	
Total	149,513	46,886

DEMOGRAPHIC IMPACT

tnAchieves students who...

identify as Black/
African American are

250%

are economically
disadvantaged are

200%

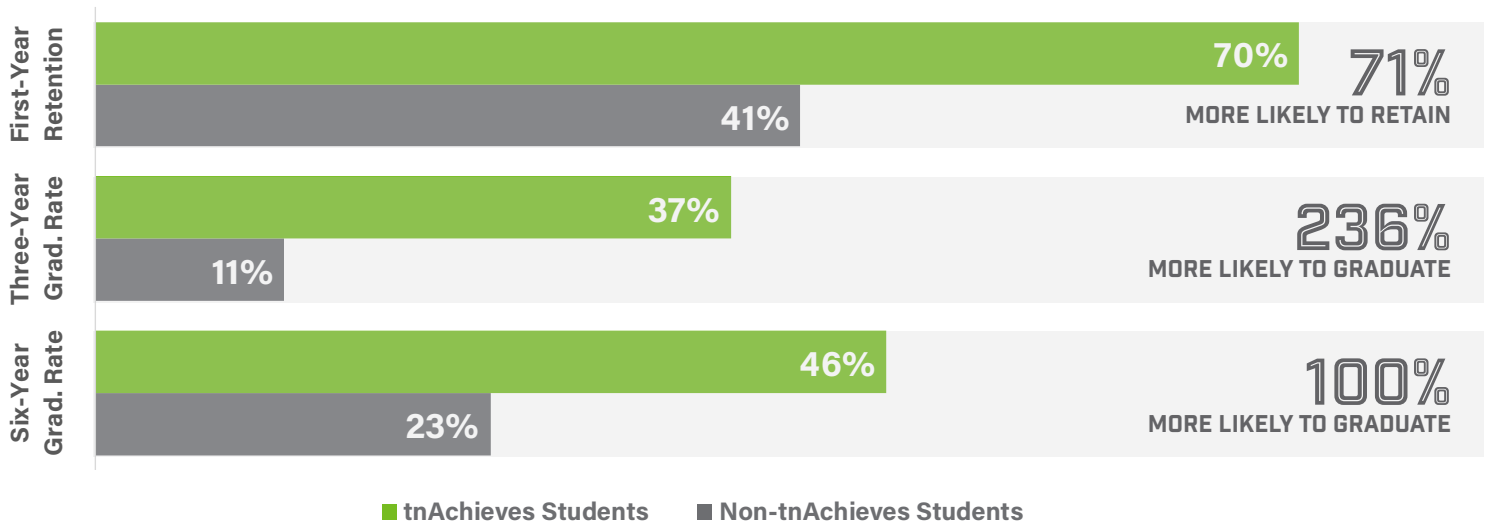
are academically
at-risk are

233%

are first-generation
are

209%

...more likely to graduate than their
non-tnAchieves peers.



*Enrolled represents students who began college eligible for TN Promise at an eligible TN Promise institution.

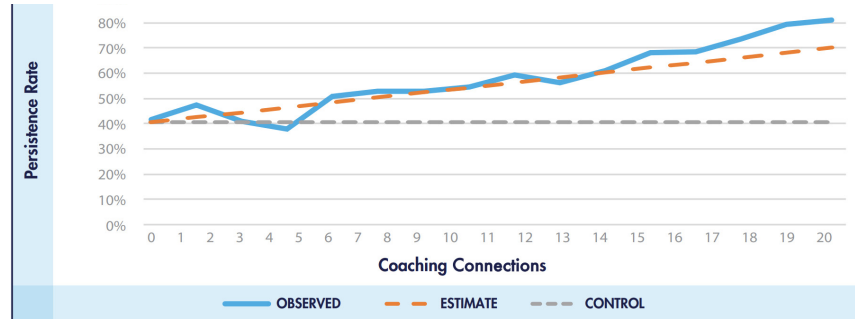
**Three-year graduation data is confirmed annually by National Student Clearinghouse.

EXTERNAL EVALUATION

Practicing accountability is at the core of the tnAchieves mission. External evaluation confirms the effectiveness of programs and inspires innovation.



"With each tnAchieves student receiving an average of 5 coaching connections and 13 attempts, participation in tnAchieves COMPLETE is associated with a **13 to 17 percentage-point increase in first-year persistence rates.**"

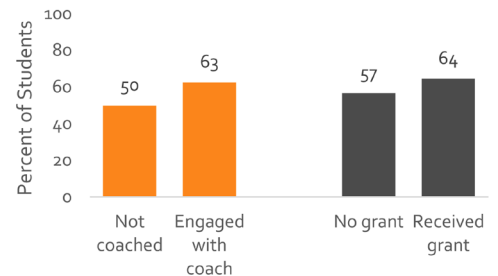


Implementation and Impact of tnAchieves Coaching in Tennessee Community Colleges
Tennessee Education Research Alliance - Vanderbilt University



"First-year students who engaged with tnAchieves coaching or received completion grants were more likely to re-enroll for a second year or complete a credential by that time."

Going Beyond Free College: Initial Findings on College Success with Supplemental Coaching and Grants
Boyd Center - University of Tennessee, Knoxville



"A Knox Promise student who enrolled in fall 2020 and connected with their coach at least three times that year was **3 times more likely to attain a college credential within 2 years** than a 2020 Knox Promise student who did not engage with coaching (30% versus 10%)."

Knox Promise: College Persistence and Completion for the First Three Cohorts
Boyd Center - University of Tennessee, Knoxville



"Focusing first on associate degree attainment in three years, our primary outcome of interest, **we find that students who had at least three coaching contacts (high engagement) were 10.3 percentage points more likely to attain an associate degree in three years relative to students who were offered reactive coaching.**"

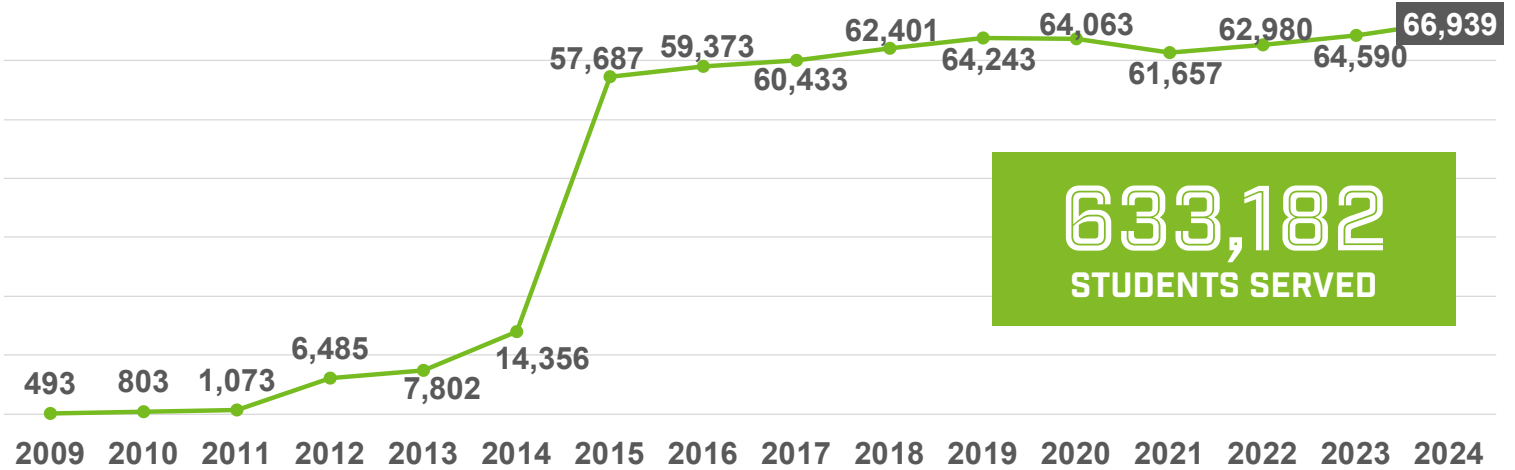
Among treatment group students who had at least three coaching contacts, estimated impacts were positive and statistically significant for all outcome measures except for certificate completion."

Examining the Impact, Implementation, and Cost Effectiveness of Completion Coaching in a Statewide College Promise Program
Research For Action

A DECADE OF TN PROMISE

TN Promise is the gateway to college in Tennessee. Guaranteeing free tuition at Tennessee community and technical colleges, TN Promise is at the core of economic development for the state.

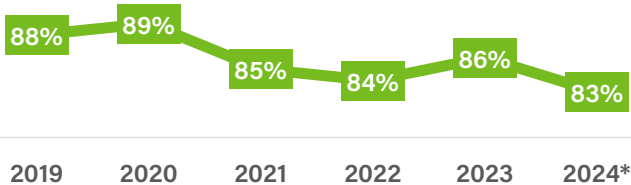
TN PROMISE APPLICANTS



TN PROMISE REQUIREMENTS

2024-2025 FAFSA

Students complete the Free Application for Federal Student Aid (FAFSA) to qualify for all state and federal financial aid. **Tennessee leads the nation in FAFSA filing!**



TN PROMISE MEETINGS

Hosted in high schools, TN Promise Meetings offer opportunities for students, families and mentors to learn about the importance of college and the types of pathways students have to a meaningful career.

52,085

STUDENTS
& MENTORS
ATTENDED

416

MEETINGS
HOSTED

COMMUNITY SERVICE/JOB SHADOWING

Each semester, TN Promise students submit eight hours of community service, which often includes job shadowing. With **97% of students saying they enjoyed volunteering**, they are developing an appreciation for giving back.

4,718,839

COMMUNITY SERVICE
HOURS COMPLETED

JOB SHADOW DAYS

Exposure to high-quality careers is essential to helping students understand job opportunities after graduation. tnAchieves partners with business and organizations statewide to provide students with job shadowing opportunities each semester. **Thanks to these partners for opening their doors to students:**

- CLAYTON HOMES
- DELOITTE
- DOLLYWOOD
- MAURY REGIONAL HEALTH CENTER
- MEMPHIS LIGHT, GAS & WATER
- NISSAN
- OAK RIDGE NATIONAL LAB
- SIEMENS
- SOUTHERN CHAMPION TRAY
- ST. JUDE CHILDREN'S RESEARCH HOSPITAL
- UT MEDICAL CENTER
- WEST TN HEALTHCARE

*2024 FAFSA data is as of June 20, 2024. Due to extraordinary challenges associated with the 2024-2025 FAFSA, the deadline has been extended to August 1, 2024.

COMPLETE

A COMPLETION COACHING MODEL

tnAchieves proactively coaches TN Promise students as they work towards a post-secondary credential and become more-prepared contributors to Tennessee's future workforce.

Students are supported through two targeted coaching models:



COMPLETE is the largest tnAchieves student support program, providing coaching to economically-disadvantaged students.

15,661

STUDENTS SERVED



Thanks to the Haslam Family Foundation and SCORE, Knox County tnAchieves students, regardless of income, are supported by a Knox Promise coach.

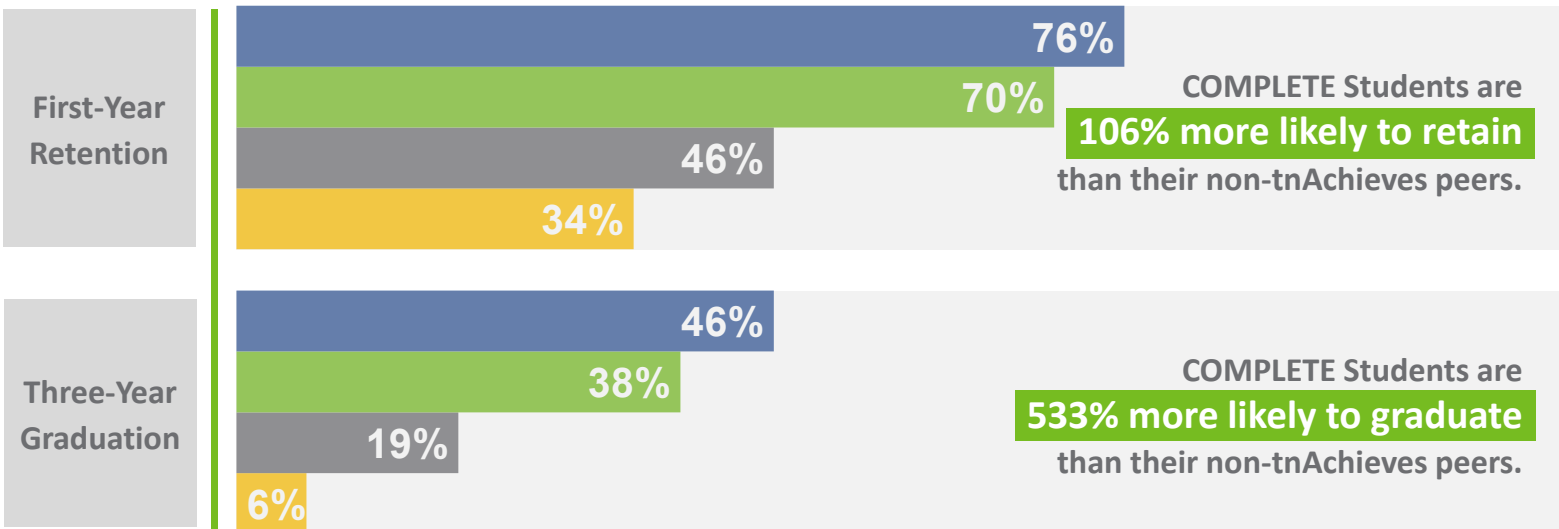
6,807

STUDENTS SERVED

WHAT DO COMPLETE COACHES PROVIDE?

- 1 RESOURCE NAVIGATION ASSISTANCE
- 2 ADDITIONAL FUNDING ACCESS
- 3 CRITICAL LIFE SKILLS DEVELOPMENT
- 4 AN ACCOUNTABILITY PARTNER

COMPLETE COACHING IMPACT



■ Knox Promise ■ COMPLETE ■ tnAchieves* ■ Non-tnAchieves*

*Data represents economically-disadvantaged students.

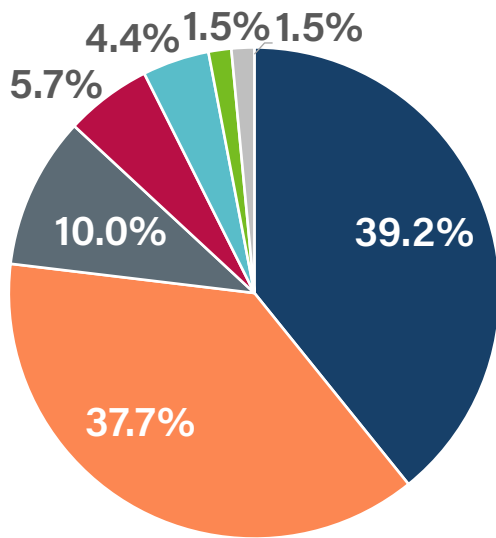
COMPLETE GRANTS

Supported by Governor Lee and the Tennessee General Assembly, tnAchieves COMPLETE grants provide assistance to Pell Grant-eligible TN Promise students to help alleviate financial barriers that impact college success.

	Grants Disbursed		Students Receiving Grants		Amount Disbursed	
	2023-2024 AY	All Time	2023-2024 AY	All Time	2023-2024 AY	All Time
Knox Promise COMPLETE Grants*	2,016	6,021	327	1,018	\$248,417	\$882,164
TN Promise COMPLETE Grants	15,572	31,076	2,889	5,548	\$1,811,953	\$3,795,686
COMPLETE Grants Total	17,588	37,097	3,216	6,566	\$2,060,370	\$4,677,850

*Knox Promise COMPLETE Grants are funded through the Haslam Family Foundation and students can request up to \$1,500 in support per semester.

WHAT DO COMPLETE GRANTS FUND?



Amount Disbursed

By Category

- Transportation
- Grocery
- Computer
- Rent/Utilities
- Supplies/Tools
- Textbooks
- Class-Specific Fees

As a low-income college student, juggling academics and financial burdens is a constant struggle.

Receiving the COMPLETE Grant funding for a laptop is transformative. It empowers my learning, improves efficiency and fosters collaboration, while breaking down the digital barriers and propelling me towards academic success. This opportunity to bridge the digital divide is more than just acquiring a laptop. **It is an investment in my future and allows me to excel in my studies and contribute meaningfully to society.**

RANEEN

Dyersburg State Community College

PILOT PROGRAMS

KNOX ACCESS

tnAchieves developed an innovative, local response to declining college-going rates and widening gaps through Access Programs. Spun into decline by the COVID-19 pandemic, Tennessee's college-going rate dropped nine percentage points from 2019-2021.

While post-pandemic data has stabilized, tnAchieves believes a targeted, proactive college access model is needed to return our state's college-going rate to pre-pandemic levels. The goal of tnAchieves access programs is simple: Increase college access opportunities for ALL high school graduates.

5,158
Students Served



tnAchieves Access Programs provide in-person college access coaching in all Knox County public high schools.

KNOX ACCESS IMPACT



of seniors applied for TN Promise.



of seniors filed the 2024-2025 FAFSA.



of seniors applied to college.

TRANSFER

Although **67%** of TN Promise students indicate intentions to transfer from community college to a four-year institution, only **24%** successfully make the transition. To improve this transfer rate, tnAchieves has identified students who intend to transfer and help facilitate a successful transition.

2,653
Students Served



Students participating in Transfer are **38% MORE LIKELY** to represent economically-vulnerable student populations and are **40% MORE LIKELY** to come from underrepresented populations.

TRANSFER IMPACT

Engaging with a proactive Transfer Coach is a DIFFERENCE-MAKER for students:

TRANSFER RATE

Pre-Transfer Pilot **24%**

Transfer Pilot **58%**

141%
More Likely To Transfer

PILOT SUCCESS

83% of participating students have transferred, graduated or are still enrolled at a community college.

SUMMER PROGRAMS

More than half of TN Promise students are considered academically at-risk. With many of these students needing additional support in reading, English and math, tnAchieves offers free summer programs designed to propel students into their first semester by eliminating the need for remediation and boosting their confidence to reach their full potential. In addition to daily instruction, students participate in lunch and learn sessions that focus on leadership, community involvement and college success.

Offered the summer before college enrollment, tnAchieves hosts two summer programs for academically at-risk students at community colleges throughout the state:

SUMMER BRIDGE

Hosted at all Tennessee community colleges, Summer Bridge is a 14-day program where students review reading, English and math and complete the Accuplacer exam. **Successful students eliminate the need for learning support and begin college more prepared.**

5,973

STUDENTS SERVED

87%

SUCCESS RATE

SUMMER INSTITUTE

Hosted at Southwest Tennessee Community College, Summer Institute is a six-week program placing students in credit-bearing and learning support courses. **Successful students finish the program with 9 college credits and eliminate the need for learning support.**

199

STUDENTS SERVED

96%

SUCCESS RATE

SUMMER PROGRAMS IMPACT

FIRST-YEAR RETENTION

47%

62%

24%
More Likely To Retain

THREE-YEAR GRADUATION

12%

41%

242%
More Likely To Graduate

15% of students indicate they feel academically prepared for college prior to Summer Programs.

Following the program, 98% of students indicate they feel more academically prepared!

Academically At-Risk Students*

Summer Program Participants

MENTOR PROGRAM

STUDENTS THRIVE WHEN THEIR COMMUNITY IS BEHIND THEM.

Mentors invest one hour per month by serving as a...

TASK-MANAGER

Ensure students meet critical deadlines by sending reminders.


RESOURCE

Answer questions as students navigate the college process.

ENCOURAGER

Be the person who says, **"We can do this TOGETHER!"**

Learn more and become a tnAchieves mentor:



CLASS OF 2024 MENTOR PROGRAM

In 2024, the tnAchieves mentor program saw enhancements leading to increased connections between students and mentors. Only students who indicated they wished to work with a mentor were paired. This change reduced the number of students assigned to each mentor, making it simpler to build relationships.

6,400

Mentors Recruited

72%

Mentor Retention Rate

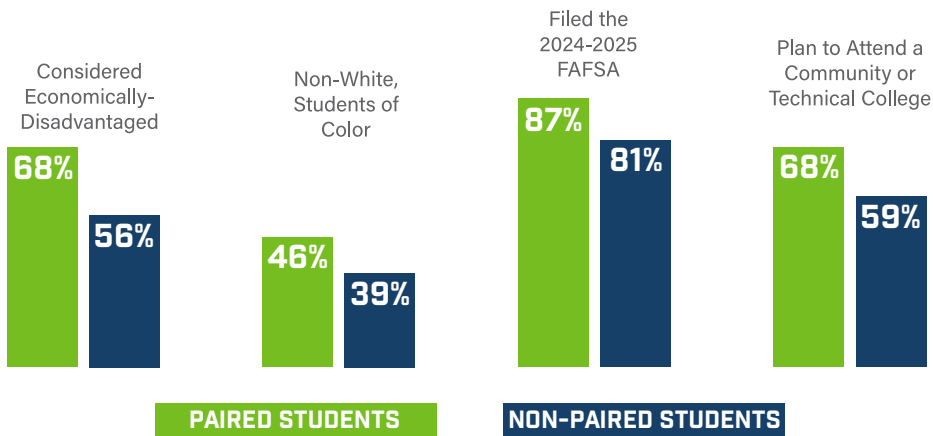
9,263

Students Paired

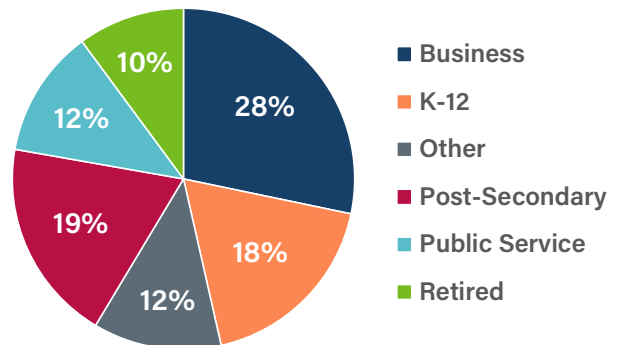
TOP 5 EMPLOYERS

Shelby County Schools	90
Metro Nashville Public Schools	82
The University of Tennessee, Knoxville	65
Rutherford County Schools	61
Tennessee Dept. of Human Resources	60

PAIRED STUDENT DEMOGRAPHICS/IMPACT



MENTOR INDUSTRIES



I met with my assigned students and each one has incredible stories, goals and, of course, challenges of their own. It warms my heart to know that after sitting in their seat five years ago preparing for college, I now get to be that support system for them! As a first-generation college student, tnAchieves helped me on my journey to a degree. **I am honored to have the opportunity to help students on their path to a successful future - not only as a mentor but friend, too!**

AMBER

Cumberland County Mentor

FINANCIALS

OPERATING BUDGET

FY 2023-2024

Salary	\$3,100,000.00
Employee Benefits	\$590,000.00
Phone Reimbursement	\$35,000.00
Supplies/Computers	\$30,000.00
Professional Development	\$32,000.00
Travel	\$125,000.00
Postage/Printing	\$50,000.00
Rent/Utilities/Parking	\$110,000.00
Background Checks	\$10,000.00
Internal Expenses	\$145,000.00
External Expenses	\$160,000.00
Clearinghouse/Database	\$30,000.00
Summer Programs	\$410,000.00
Student Grants	\$2,242,000.00
TOTAL	\$7,069,000.00

DONORS/GRANTORS

FY 2023-2024

Axle Logistics
Bank of America
Bill and Crissy Haslam Foundation
The Boyd Foundation
Choice Data
Clayton Homes
ECMC
Haslam Family Foundation
Haslam3 Foundation
Hyde Family Foundation
Knox County
Nissan
Pilot/Flying J
Rich Ray
Scarlett Family Foundation
SCORE
SouthEast Bank
State of Tennessee
Truist
United Way of Greater Knoxville
Unum
Williams Family Fund

\$207,198,737

Total scholarships awarded through the TN Promise scholarship program since 2015.*

*2023 TN Promise Annual Report

STUDENT SUCCESS

County

	Students Enrolled Class of 2022	First-Year Retention Class of 2022	Three-Year Graduation Class of 2020	Six-Year Graduation Class of 2017
Anderson County	233	70%	43%	41%
Bedford County	139	69%	39%	48%
Benton County	Data Not Available	Data Not Available	37%	50%
Bledsoe County	23	70%	53%	58%
Blount County	347	70%	38%	47%
Bradley County	385	67%	35%	49%
Campbell County	117	71%	52%	48%
Cannon County	34	76%	33%	49%
Carroll County	60	77%	44%	42%
Carter County	125	70%	40%	53%
Cheatham County	83	77%	42%	51%
Chester County	44	77%	41%	82%
Claiborne County	Data Not Available	Data Not Available	54%	57%
Clay County	18	72%	41%	50%
Cocke County	88	72%	47%	50%
Coffee County	173	75%	45%	53%
Crockett County	33	73%	36%	80%
Cumberland County	120	77%	50%	48%
Davidson County	820	58%	23%	34%
DeKalb County	50	84%	32%	40%
Dickson County	112	73%	42%	52%
Dyer County	111	70%	41%	40%
Fayette County	37	68%	30%	69%
Fentress County	54	72%	61%	57%
Franklin County	123	74%	39%	58%
Gibson County	107	78%	35%	51%
Giles County	60	67%	35%	56%
Grainger County	82	74%	38%	61%
Greene County	207	71%	51%	48%
Grundy County	48	69%	43%	56%
Hamblen County	264	74%	46%	51%
Hamilton County	695	69%	35%	42%
Hancock County	29	66%	55%	43%
Hardeman County	47	64%	36%	43%
Hardin County	Data Not Available	Data Not Available	33%	75%
Hawkins County	151	73%	46%	52%
Haywood County	Data Not Available	Data Not Available	34%	38%
Henry County	30	77%	54%	70%
Hickman County	62	66%	37%	47%
Houston County	19	89%	38%	59%
Humphreys County	48	73%	22%	49%
Jackson County	24	58%	25%	49%
Jefferson County	156	69%	38%	41%
Johnson County	32	75%	40%	50%
Knox County	1256	72%	34%	51%

STUDENT SUCCESS County	Students Enrolled Class of 2021	First-Year Retention Class of 2022	Three-Year Graduation Class of 2020	Six-Year Graduation Class of 2017
Lake County	18	61%	55%	50%
Lauderdale County	52	85%	58%	42%
Lewis County	Data Not Available	Data Not Available	36%	42%
Lincoln County	112	70%	42%	58%
Loudon County	148	71%	31%	51%
Macon County	63	67%	41%	53%
Madison County	141	65%	25%	41%
Marion County	81	73%	41%	52%
Marshall County	89	72%	42%	51%
Maury County	264	68%	38%	48%
McMinn County	116	70%	33%	41%
McNairy County	74	77%	38%	56%
Meigs County	30	53%	34%	60%
Monroe County	128	64%	46%	56%
Montgomery County	396	71%	46%	49%
Moore County	37	78%	47%	52%
Morgan County	87	83%	48%	60%
Obion County	31	84%	45%	55%
Overton County	61	77%	44%	54%
Pickett County	11	91%	63%	65%
Polk County	48	65%	34%	46%
Putnam County	142	68%	28%	37%
Rhea County	72	78%	30%	48%
Roane County	153	76%	40%	59%
Robertson County	182	70%	46%	54%
Rutherford County	708	66%	35%	43%
Scott County	60	85%	42%	52%
Sequatchie County	37	76%	35%	53%
Sevier County	230	68%	39%	49%
Shelby County	737	64%	25%	30%
Smith County	43	70%	63%	56%
Stewart County	23	65%	54%	81%
Sullivan County	403	70%	37%	49%
Sumner County	661	68%	36%	49%
Tipton County	217	74%	47%	74%
Trousdale County	31	68%	39%	33%
Union County	Data Not Available	Data Not Available	36%	46%
Van Buren County	27	41%	47%	80%
Warren County	121	78%	41%	51%
Washington County	292	67%	40%	47%
Wayne County	Data Not Available	Data Not Available	34%	49%
Weakley County	15	87%	50%	54%
White County	58	72%	36%	63%
Williamson County	508	77%	34%	49%
Wilson County	399	75%	36%	47%

STUDENT SUCCESS

Institution

Institution	Students Enrolled	First-Year Retention	Three-Year Graduation	Six-Year Graduation
	Class of 2022	Class of 2022	Class of 2020	Class of 2017
TCAT Athens	49	86%	74%	75%
TCAT Chattanooga	117	74%	69%	78%
TCAT Covington	55	89%	81%	43%
TCAT Crossville	66	89%	83%	77%
TCAT Crump	40	95%	71%	89%
TCAT Dickson	133	83%	84%	79%
TCAT Elizabethton	63	87%	81%	83%
TCAT Harriman	57	89%	76%	79%
TCAT Hartsville	57	88%	72%	55%
TCAT Hohenwald	19	89%	50%	67%
TCAT Jacksboro	52	90%	90%	75%
TCAT Jackson	41	85%	87%	89%
TCAT Knoxville	141	86%	65%	67%
TCAT Livingston	84	89%	75%	82%
TCAT McKenzie	24	88%	68%	94%
TCAT McMinnville	83	77%	67%	77%
TCAT Memphis	96	75%	47%	65%
TCAT Morristown	152	89%	81%	79%
TCAT Murfreesboro	82	83%	82%	64%
TCAT Nashville	140	86%	77%	86%
TCAT Newbern	47	94%	92%	67%
TCAT Oneida	32	94%	76%	89%
TCAT Paris	30	83%	81%	92%
TCAT Pulaski	51	78%	75%	86%
TCAT Ripley	6	83%	90%	100%
TCAT Shelbyville	90	93%	70%	80%
TCAT Whiteville	0	Data Not Available	72%	100%
TCAT Total	1,807	85%	75%	76%
Chattanooga State Community College	810	71%	30%	42%
Cleveland State Community College	550	63%	34%	46%
Columbia State Community College	797	70%	34%	44%
Dyersburg State Community College	339	70%	35%	46%
Jackson State Community College	372	66%	25%	44%
Motlow State Community College	1,096	66%	34%	46%
Nashville State Community College	749	52%	20%	34%
Northeast State Community College	797	67%	36%	47%
Pellissippi State Community College	1,528	69%	32%	48%
Roane State Community College	762	71%	35%	48%
Southwest Tennessee Community College	538	61%	22%	27%
Volunteer State Community College	1,097	63%	30%	42%
Walters State Community College	918	67%	40%	46%
Community College Total	10,353	66%	32%	43%

STUDENT SUCCESS Institution	Students Enrolled Class of 2021	First-Year Retention Class of 2021	Three-Year Graduation Class of 2019	Six-Year Graduation Class of 2016
Austin Peay State University	475	80%	28%	50%
Baptist Health Sciences University	1	0%	50%	Data Not Available
Bethel University	19	74%	14%	55%
Bryan College-Dayton	63	79%	13%	60%
Carson-Newman University	62	85%	47%	60%
Christian Brothers University	Data Not Available	Data Not Available	Data Not Available	Data Not Available
Cumberland University	359	77%	50%	56%
Freed-Hardeman University	1	100%	0%	Data Not Available
John A. Gupton College	6	50%	40%	0%
Johnson University	31	84%	32%	25%
King University	Data Not Available	Data Not Available	Data Not Available	Data Not Available
Lane College	56	34%	0%	50%
Le Moyne-Owen College	37	70%	7%	26%
Lincoln Memorial University	7	57%	47%	63%
UT Southern/Martin Methodist College*	112	80%	12%	66%
South College	202	72%	43%	54%
Southern Adventist University	41	78%	34%	77%
Tennessee State University	2	0%	17%	Data Not Available
Trevecca Nazarene University	60	77%	15%	77%
Tusculum College	39	82%	14%	29%
Welch College	15	93%	37%	68%
William R. Moore College of Technology	15	100%	Data Not Available	Data Not Available
Four-Year College Total	1,603	76%	30%	54%

*Martin Methodist College is now the University of Tennessee Southern in the University of Tennessee system.



Changing Lives, Transforming Communities

tnAchieves.org | [@tnAchieves](https://twitter.com/tnAchieves)