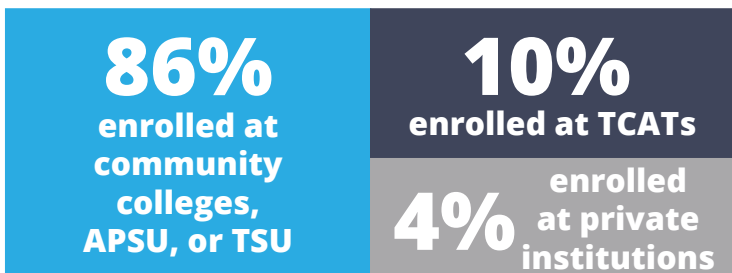
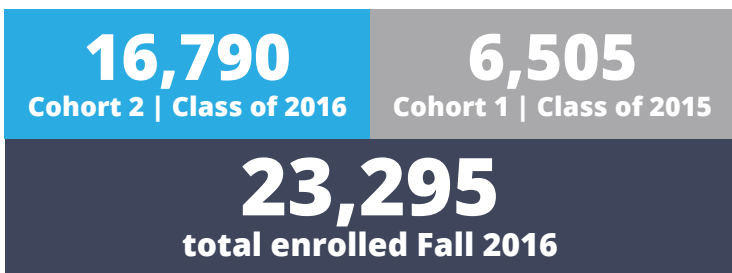




Tennessee Promise Year 2 Enrollment 2016 - 17

Tennessee Promise Enrollment

All figures below are for students who received payment through or were considered eligible for Tennessee Promise in Fall 2016.



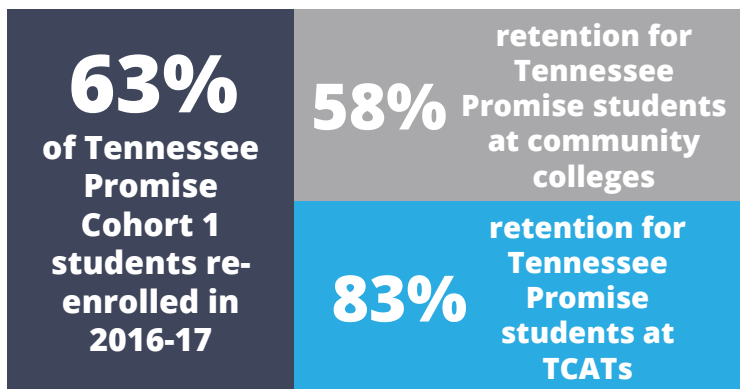
\$1,090

Average Tennessee Promise award per student (2016-17)

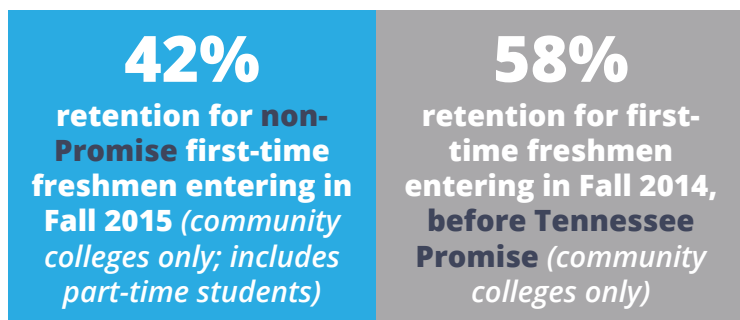
\$25.3 million

Total cost of Tennessee Promise (2016-17)

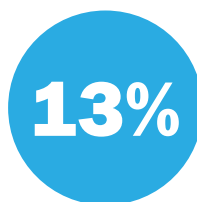
Tennessee Promise Cohort 1 Retention



Numbers above are for all students who were ever enrolled while eligible for Tennessee Promise.



Overall First-time Freshmen (FTF) Enrollment




Increase in overall FTF enrollment in Tennessee public higher education between Fall 2014 and Fall 2016

Since Tennessee Promise implementation....

30% FTF increase at community colleges

32% increase in enrollment at TCATs



Enrollment and aid numbers based on information provided by institutions as of January 27, 2017. Numbers are subject to change, based on final certification of students.